

readme.MD

# Wireframe Assessment - Portfolio Design

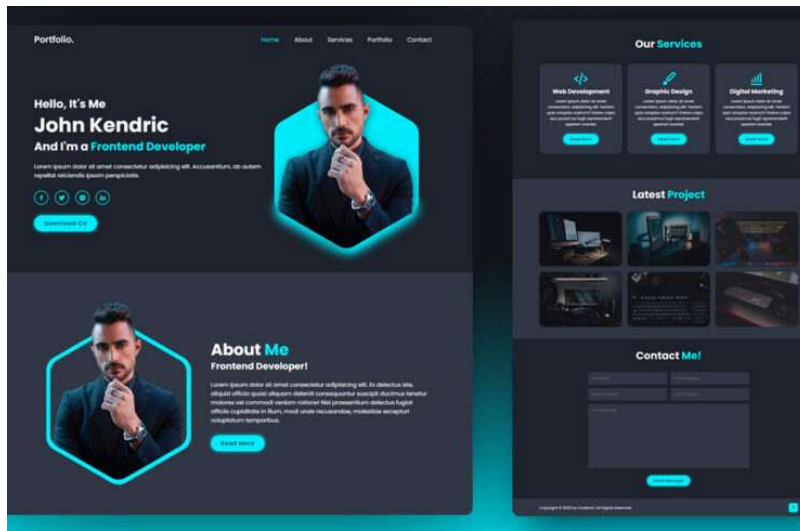
## Moodboarding and Colour Scheme

---

### Moodboarding

I want this portfolio page to be cohesive in its design, and also for the colour scheme to have some longevity. That means not using any trendy palettes or overly glitzy/gradiented/energetic colours, and using a simple and reflexive design. Mainly I want this website to show off some of my skills, and to show a little of my personality!

I found this example of a portfolio page, and really liked the different sections and content! It's a good example of essentially what our portfolio assignment boils down to. I have not used any code but really enjoy the colour scheme and overall cohesive design.



An example of colour schemes and design. *Codehal, viewed 2025*

### Colour Scheme

For this I would use a Monochrome or Analogous theme with bold colours only being used for emphasis and animations.

Will stick to blues, purples and deep reds and reconsider as I go. Would like to use a gradient background for the main section from a slightly saturated blue to a desaturated grey blue.

Colours as below:


- Font Colours
  - Light to contrast dark background colours, dark to contrast light backgrounds

- All sticking to theme colour palette
- Header
  - Darkest shade of chosen colour palette
  - Nav buttons to be light tint of chosen theme colour w/ dark shadow to pop
- Main
  - Background: Muted version of theme colour, gradient to grey in bottom right corner
  - Cards: Darker shade of chosen colour w neon glow border
- Footer
  - same colour as header to create clean and cohesive look

## Colour Palette Options

### Option 1

The first colour scheme option is for a monochrome palette of muted blues. I really enjoy this colour scheme as blues tend to evoke calmness and reliability, and greys stability and strength of character. The addition of the darkest blue also is close to black which is mystery and sophistication.



Monochrom colour palette example. *Coolors, viewed 2025*

### Option 2

The second colour scheme is a little more diverse, with a few extra colours to add some highlighting and details. Since a portfolio is so important to your ongoing success and hirability as a developer, I would like to use this if not initially but in future to really bring particular focus to certain elements and aspects of the page.



Three colour palatte example. *Paletton, created 2025*

Overall I would love to at some point really bring in some fun to the page and link to all major projects with their associated terminal colour schemes! That seems like it would be a great way to integrate a sense of familiarity to each project. If you see the Ubuntu colour scheme? That's probably been designed in Ubuntu!

## Font Family

- Consider old school courier/terminal fonts
- If this is not stylistically cohesive then look for sans serif font style groupings

## Pages and Sections

The home page is the base for explaining who I am and what my skills are/will be. The information here should be enough to form an idea of what the portfolio website is trying to achieve, with further details provided on all child pages. Nav bar reflects the priority of other pages on the site, with projects, work history and finally contact as the heirarchy. The footer is present on all pages and has direct contact details as well as links to social media and git.

## Header, Footer and Navbar

Header is simple clean design static formatting for all subpages:

- Logo/Profile Picture top left image
- Nav bar
  - 4x clickable anchor link buttons
    - Home
    - Projects

- Work History
- Contact
- Name & Github Handle Logo top right above nav buttons

Footer contains:

- Copyright information
- Social media clickable links (circular icon style)
- direct contact info (email mailto link for desktop, email address for mobile and tablet users)

## Home page (index.html)

Main

Landing page with “about me” section, including basic personal information, hobbies and interests, as well as what programming/design languages I have experience with. Will use static elements and containers including large profile image.

- Animations
  - fade in for “about” section
  - Grayscale colour fade in for photo
  - rotation animation for large photo

## Projects

Main

Flexbox and Card divs for projects with the following in each:

- Image Thumb - code snippet for each project
- Project Title - Title
- List of skills/languages used Alongside the card container will be a “Project Details” section with further detail for each project. Link to all repos on GitHub directly through clickable image thumb, as well as upcoming assessments in the DEV1001/1002 modules. Card will also be clickable to link to the correct detail section.

Ideally use shadow and/or neon effect to add emphasis to each, with hover psuedoclass.

Ideas for unique hover animations:

- Neon colour effect on hover
- Grayscale all other cards on hover?
  - This one would be a challenge as we haven’t really covered this on any lessons, would look cool though to emphasise the one card!
- Scale increase on hover to add emphasis and make text more readable?

## Work History

### Main

Formatting similar to above, with additional details below:

- Scale animation on hover
- Other job experience including ZV & skills, Brooksfield & skills.
- Excel file snippets (macros and logic strings)
- Link to file on html page - Resume.PDF
- Any external links to websites as needed through thumbnail for each job

## Responsive Design

### Mobile Device

Max Screen width 600

- No hover animations for any sections
  - Animation for each thumbnail to imply that links are clickable
- adjust font size using most appropriate industry standard responsive formatting
- display all content in one scrollable section
- adjusted element size with dvw

### Tablet Device

max screen width 820

- No hover animations for any sections
  - Animation for each thumbnail to imply that links are clickable
- re-display card content as dual scrollable columns
- adjusted element size with dvw
- adjust font size using most appropriate industry standard responsive formatting

---

## References

Browserstack 2025, *Ideal Screen Sizes for Responsive Design*, viewed 18 April 2025, <https://www.browserstack.com/guide/ideal-screen-sizes-for-responsive-design>

Codehal 2023, 'Complete Responsive Personal Portfolio Website usign HTML, CSS Javascript', online image, 8 May, viewed 18 April 2025, <https://codehalweb.com/complete-responsive-personal-portfolio-website/>

Coolors 2025, The super fast colour palettes, online image, created 18 April 2025, <https://coolors.co/>

---

## References

---

Paletton 2014, *The Colour Scheme Designer*, online image, created 18 April 2025  
<https://paletton.com/>

---

Header w/ navbar

Flexbox formatting - should be able to use flow to rev wrap icons and buttons and position accordingly

100dvw (height dvh tbd) to maintain consistent formatting/look feel across all devices

All links clickable linked to outside pages within portfolio link to html pages in the website

Icon also clickable and brings to home page

Header w/ navbar

Flexbox formatting - should be able to use flow to rev wrap icons and buttons and position accordingly

100dvw (height dvh tbd) to maintain consistent formatting/look feel across all devices

All links clickable linked to outside pages within portfolio link to html pages in the website

Icon also clickable and brings to home page

**Joss Raine**  
Truth & Josstice

## Contact

# About Me

This section will include programming languages and work skills, as well as personal info

The image shows a resume template with a yellow sticky note. The sticky note contains the text: "This section will include programming languages and work skills, as well as personal info". The resume template has a header section with the title "About Me" and a main body section with a yellow sticky note. The sticky note is placed over a section of the resume that is currently blank, indicating where the user should add their programming languages, work skills, and personal information. The sticky note is yellow and has a slightly irregular, torn-edge appearance. The text on the sticky note is in a simple, black, sans-serif font. The background of the resume is white, and the text is in a dark gray, sans-serif font. The overall design is clean and modern.

This section will include programming languages and work skills, as well as personal info

Device Type	Percentage of Respondents
Smartphone	92%
Tablet	78%
Smartwatch	65%
Smart TV	53%
Smart Home Device	41%

Regular wide footer link section

"About"

"Contact"

Copyright Info goes here

Mailto link with heading "contact me directly"

Social media link icons directly link to external URLs for all professional social media pages

Regular wide footer link section

"About"

"Contact"

Copyright Info goes here

Mailto link with heading "contact me directly"

Social media link icons directly link to external URLs for all professional social media pages

Regular wide footer link section

"About"

"Contact"

Copyright Info goes here

Mailto link with heading "contact me directly"

Social media link icons directly link to external URLs for all professional social media pages



+

placeholder

←

→

↺

🔍

https://

Header w/ navbar

Formatting remains the same across all pages

site Icon - Placeholder for logo

Joss Raine

Truth & Josstice

Home

Projects

Work History

Contact

Coding Projects

Project title

code snippet photo or finished product snippet

Project title

code snippet photo or finished product snippet

Project title

code snippet photo or finished product snippet

Project title

code snippet photo or finished product snippet

Project title

code snippet photo or finished product snippet

Project title

code snippet photo or finished product snippet

Project title

code snippet photo or finished product snippet

Project title

code snippet photo or finished product snippet

Project title

code snippet photo or finished product snippet

Project title

code snippet photo or finished product snippet

Project title

code snippet photo or finished product snippet

Project Title

Project Title

Project Title

Footer

Formatting remains the same across all pages

Project Title

+

edin

+

Placeholder

Both divs will be scrollable to allow for extra content once needed, however initial version will be 4x4 cards, with only right hand side being scrollable  
clicking on the code snippet/project thumbnail will link to the div container for that project on the right hand side, will adjust functionality if this is not achievable  
neon animation around photo thumbnail on hover for cards - give some emphasis to the hovered card  
scale animation on cards for hover pseudoclass



Header w/ navbar

Formatting remains the same across all pages

site Icon - Placeholder for logo

Joss Raine

Truth & Josstice

Home

Projects

Work History

Contact

Joss Raine - Work History

Job 1

Employment Dates

company logo & link to employer website (if applicable)

Skills

Responsibilities

Interesting Projects

Job 2

Employment Dates

company logo & link to employer website (if applicable)

Skills

Responsibilities

Interesting Projects

Job 3

Employment Dates

company logo & link to employer website (if applicable)

Skills

Responsibilities

Interesting Projects

Documentation

resume linked file

Resume!

project linked file

Interesting Projects Download Files!

Some text

[email address direct link goes here \(mailto\)](#)

Footer

Formatting remains the same across all pages

+ GitHub Link

+ LinkedIn

+ Placeholder

a static page containing less information, however leaves room for scrollable divs if necessary!  
will use same neon animations for clickable thumbnails, changing colours for point of difference

Header w/ navbar

Formatting remains the same across all pages

site Icon - Placeholder for logo

Joss Raine

Truth & Josstice

Home

Projects

Work History

Contact

A different fun photo of something that shows my personality a little

text input label

text input label

text field label

Submit

Github

github profile photo

Linkedin

linkedin profile photo

Some text

[email address direct link goes here \(mailto\)](#)

Footer

Formatting remains the same across all pages

GitHub Link

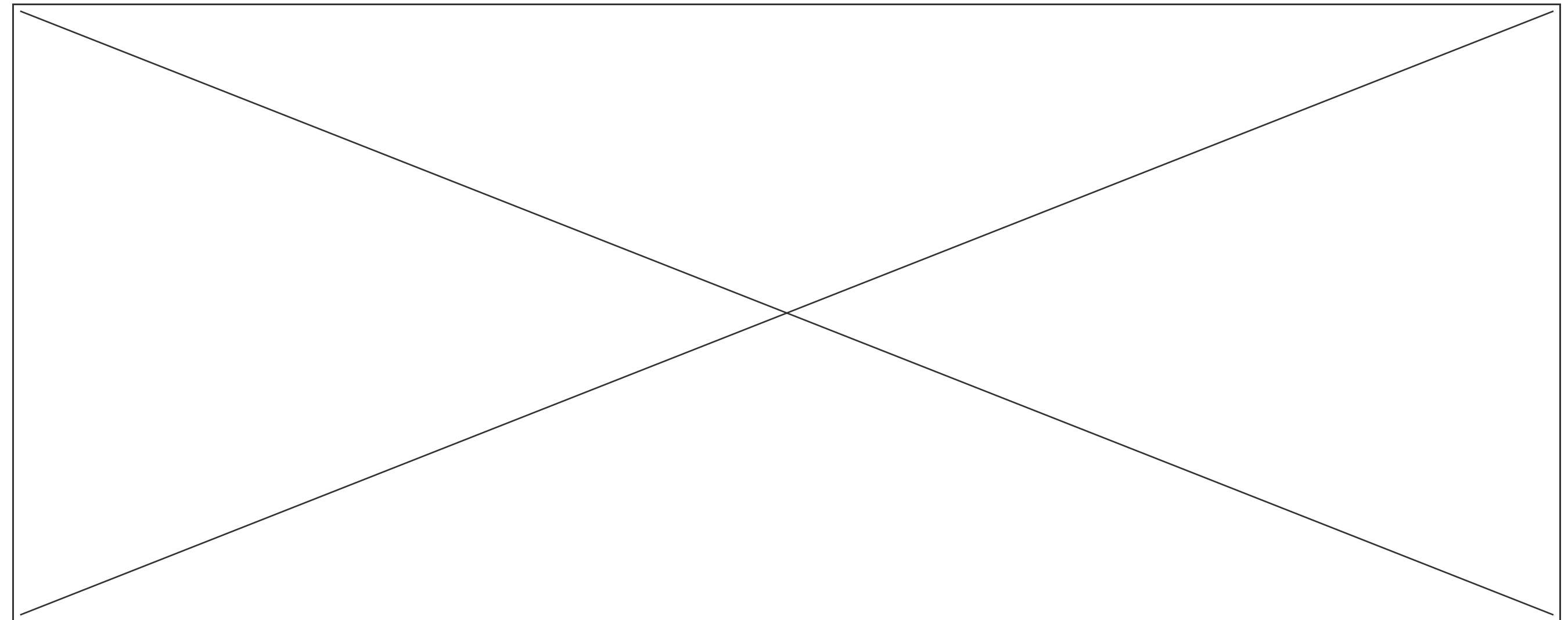
Linkedin

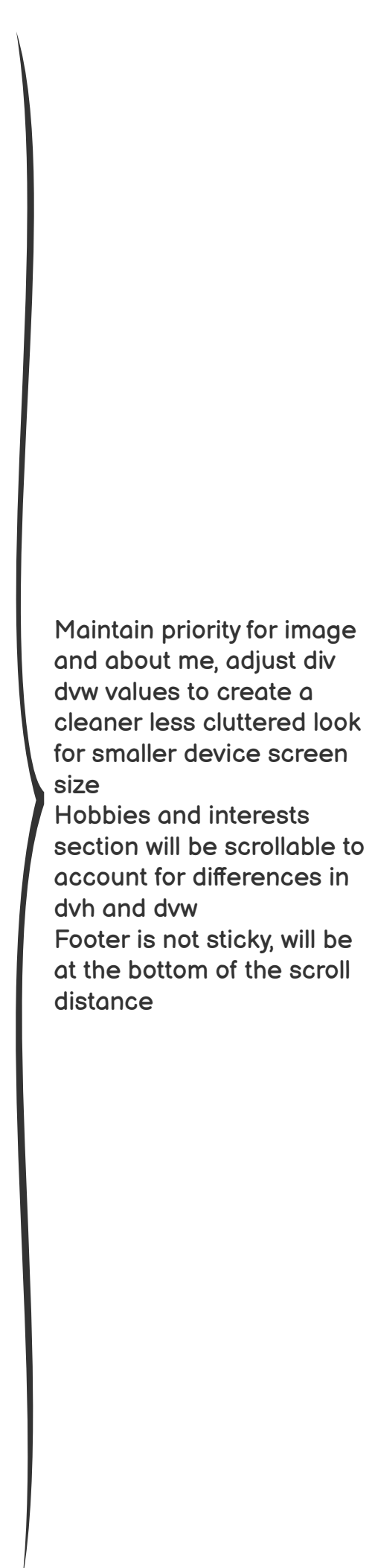
Placeholder

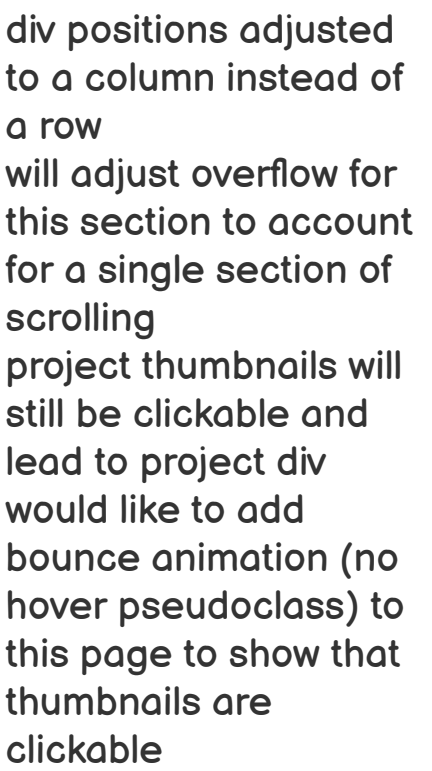
Div sizes and formatting copied from other pages  
Contact me form is placeholder until i have learned how to fully integrate  
submit button will be clickable, i'll likely create a fun work in progress page for any placeholder content  
under construction :)



# This Page is Under Construction







# Project Title

Government	Percentage
Current government	85%
Previous government	15%

Government	Percentage
Current government	85%
Previous government	15%





# Job 1

Employment Date

company logo &  
link to employer  
website (if  
applicable)

### Skill

## Responsibiliteit

## Interesting Project

## Job 2

Employment Date

company logo &  
link to employer  
website (if  
applicable)

### Skill

## Responsibiliteit

## Interesting Project

## Job 3

### Employment Date

company logo &  
link to employer  
website (if  
applicable)

### Skill

## Responsibiliteit

## Interesting Project

# Documentation

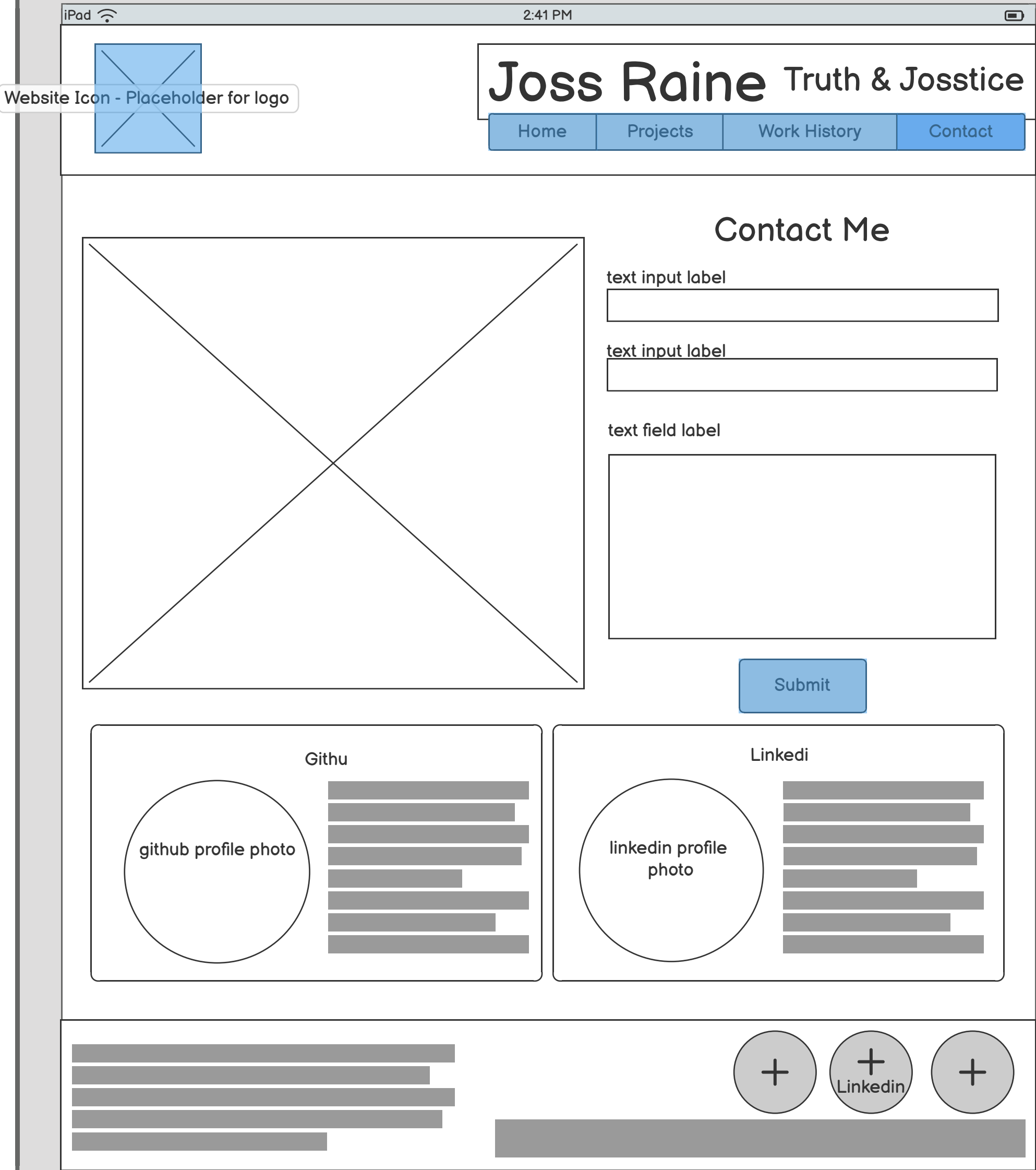
## Resume!

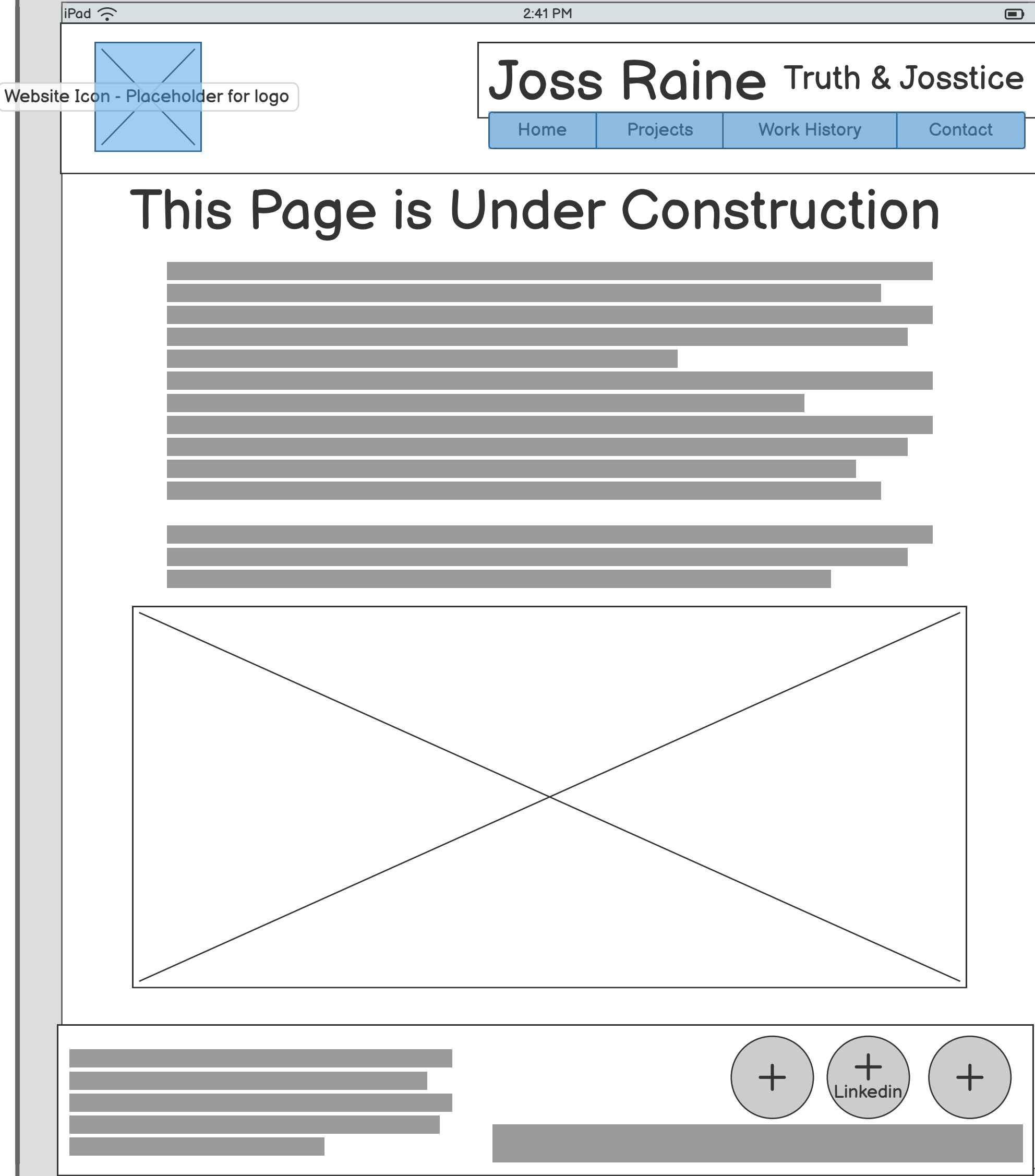
resume  
linked file

## Interesting Projects Download Files!


project  
linked file











Maintain priority for image and about me, adjust div dvw values to create a cleaner less cluttered look for smaller device screen size

Hobbies and interests section will be scrollable to account for differences in dvh and dvw

Footer is not sticky, will be at the bottom of the scroll distance

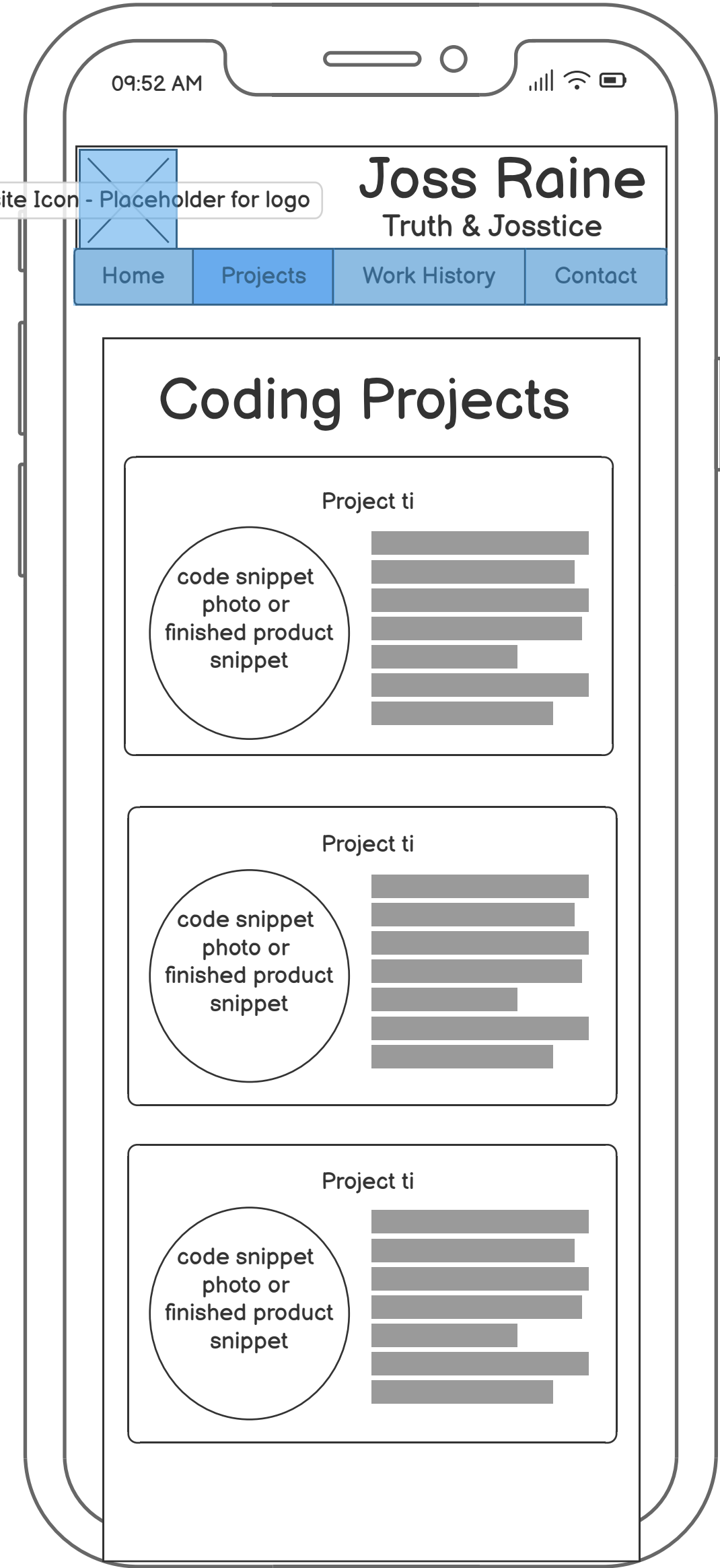
Regular wide footer link section

"About"

"Contact"

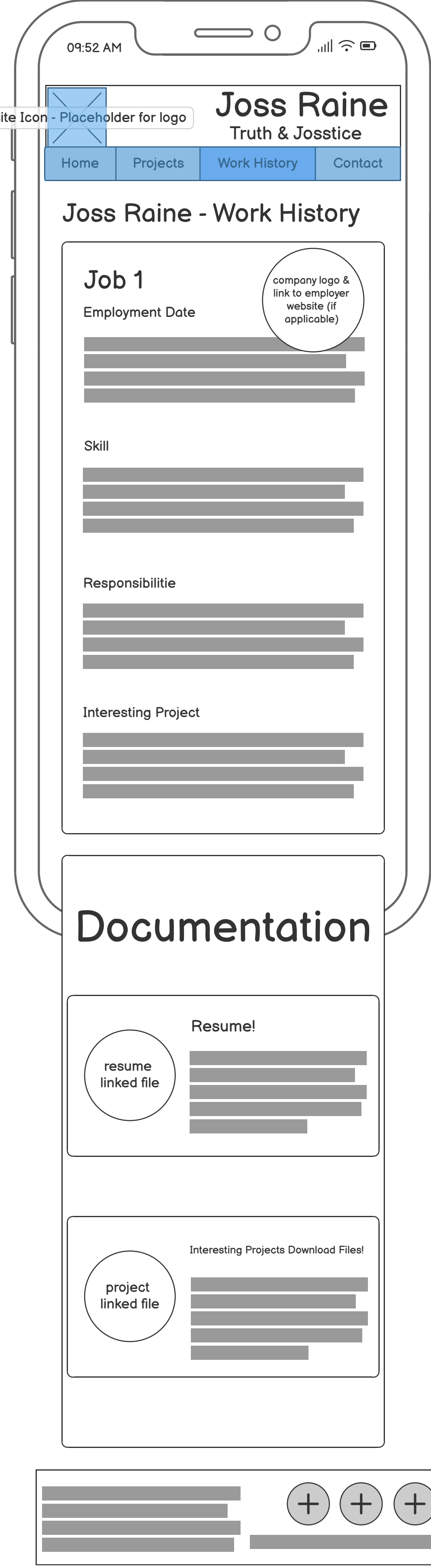
Copyright Info goes here

instead of mailto link for email will replace with email address for copy pasting

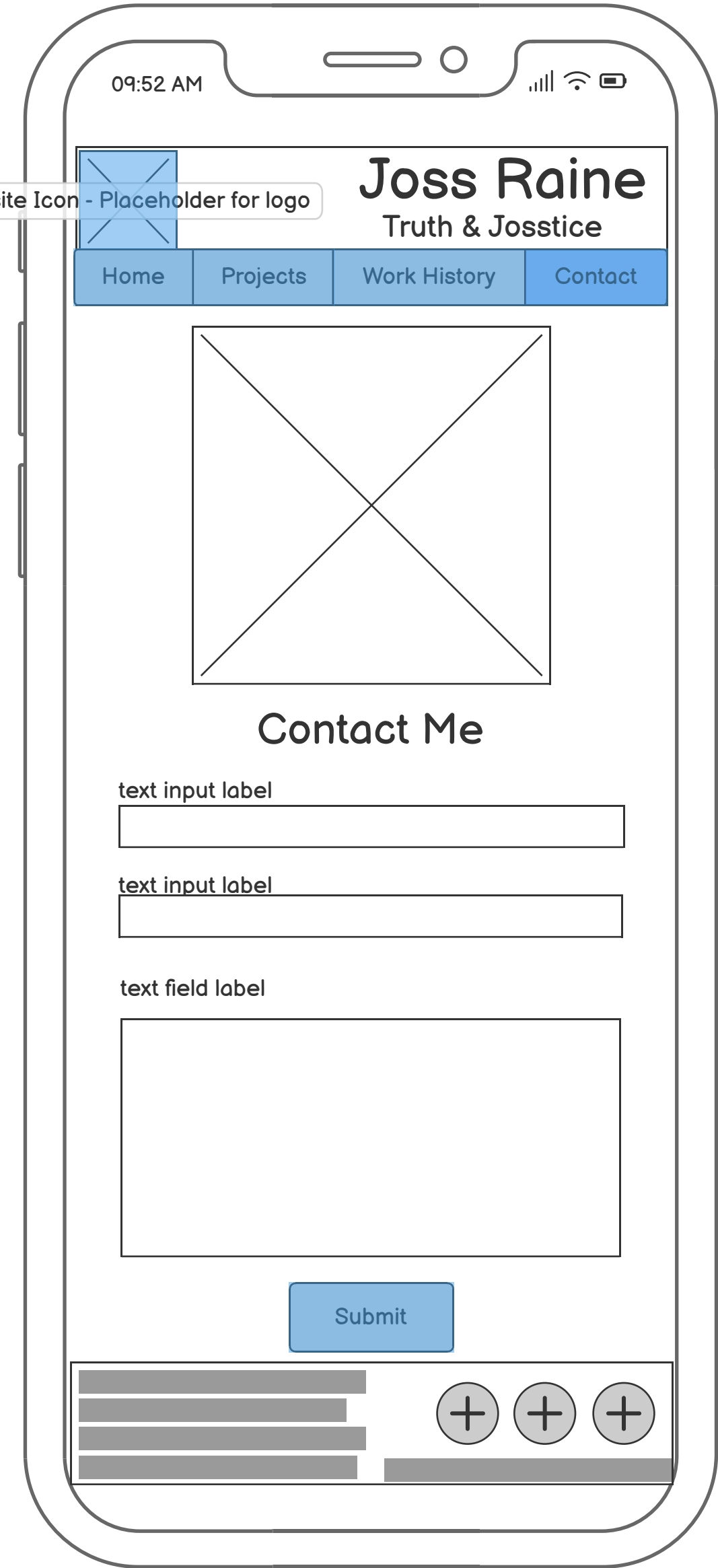


div positions adjusted to a column instead of a row  
will adjust overflow for this section to account for a single section of scrolling  
project thumbnails will still be clickable and lead to project div  
would like to add bounce animation (no hover pseudoclass) to this page to show that thumbnails are clickable





div dvw used to respond to screen size, flexbox to organise and display containers clearly  
job thumbnails clickable if possible, some may no longer exist if business no longer exists  
would like to add bounce animation (no hover pseudoclass) to this page to show that thumbnails are clickable



Mobile version will not have the social media card divs  
Easy access already below the submit button to the icon links to social media in the footer

09:52 AM



ite Icon - Placeholder for logo

# Joss Raine

Truth & Josstice

- Home
- Projects
- Work History
- Contact

This Page is  
Under Construction

